

IQAC, BISHOP MOORE COLLEGE

FEEDBACK ANALYSIS REPORT 2022-23

Feedback from Students

Methodology Adopted in Collection:

| | |
|-----------------------------|---------------------------------|
| Mode of Feedback Collection | : Online Mode using Google Form |
| Target Group | : Outgoing UG and PG Students |
| Start Date of Collection | : 25 April 2023 |
| Feedback analysis date | : 23 June 2023 |
| No. of Responses Received | : 200 |

Nature of Questionnaire:

The sample questionnaire is attached as Annexure I. The students were asked to mark their opinion on a 4-point scale. Feedback was collected on Curriculum, Infrastructure, Individual teachers and Effectiveness of Online Teaching. Suggestions on curriculum was asked for. Any other general suggestions were also sought.

Methodology Used in Analysis:

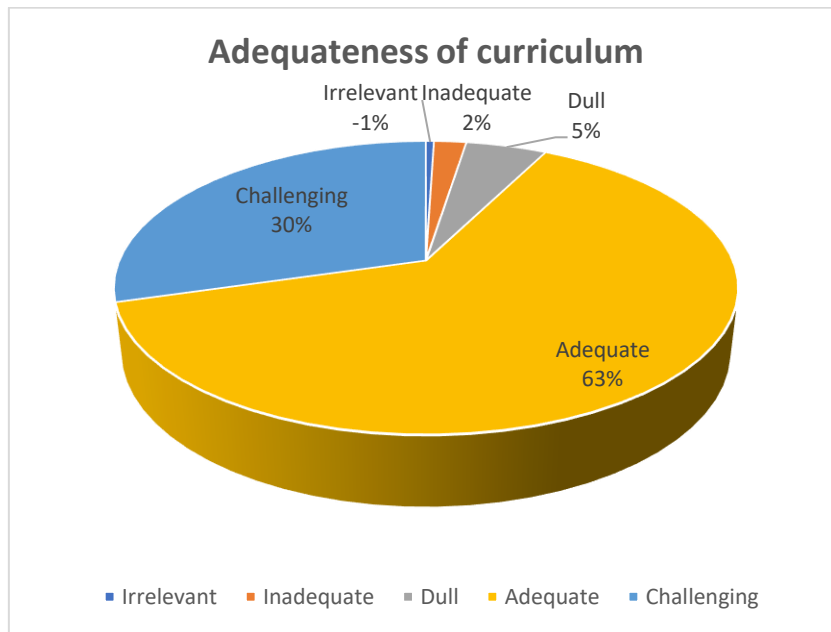
Likert scoring methodology was adopted. For each question on the questionnaire, the total number of responses for each sentiment level was found and respective weighted score was calculated. The totals received were divided by the total number of respondents:

Observations and Analysis:

I. TEACHING LEARNING PROCESS

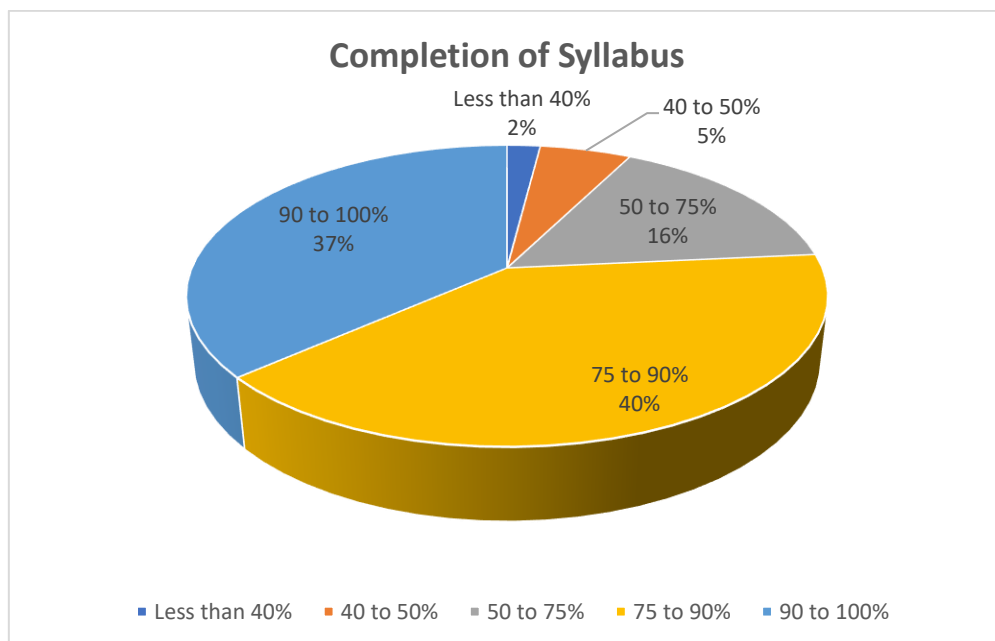
1. The Adequateness of the curriculum:

The students were asked to mark their opinion regarding whether the curriculum was challenging, adequate, dull, inadequate, or irrelevant. 30% of the students mentioned that the syllabus was challenging and 63% of the students mentioned that the syllabus was adequate. All together 93% of students had the opinion that the curriculum is adequate or more than that.



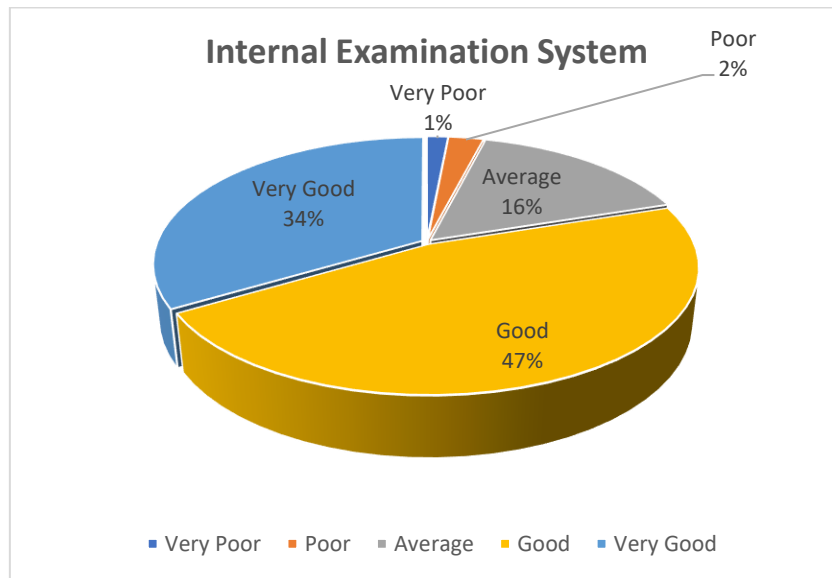
2. Completion of syllabus

The analysis of the responses to extent of completion of syllabus showed that 37% of the students commented that 90-100% of syllabus was completed and 40% of students mentioned that above 75% of syllabus was completed during their course of study. Only 7% of students marked that less than 50% of portions were completed.



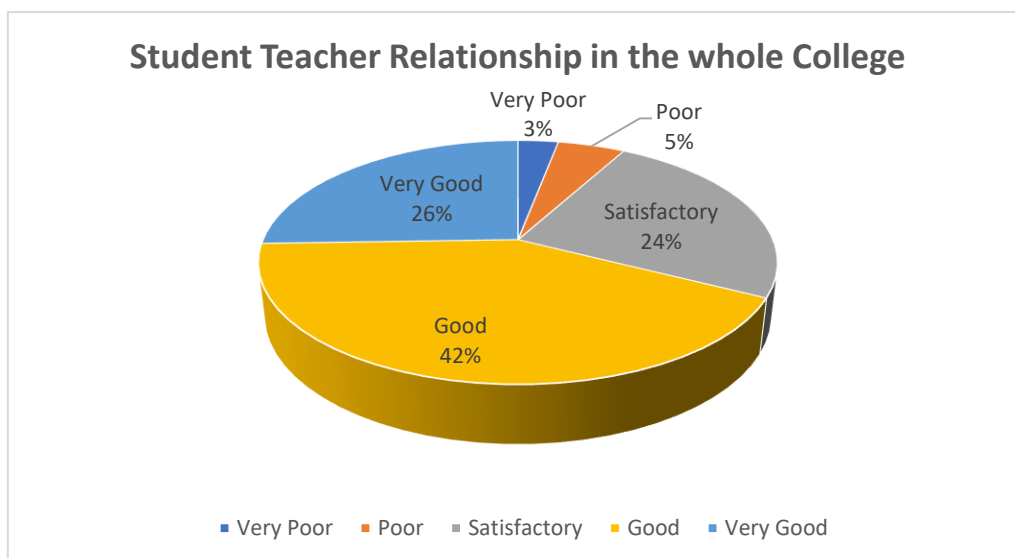
3. Internal Examination System

The students were asked to rate the effectiveness of Internal Examination System in the College. 34% of the students marked that the internal examination system of the college is Very Good. 47% of the students marked that the system is Good. 3% of the students mentioned that the system is very Poor/Poor. 97% of the students have marked the Internal Examination System of the college is Average or above.



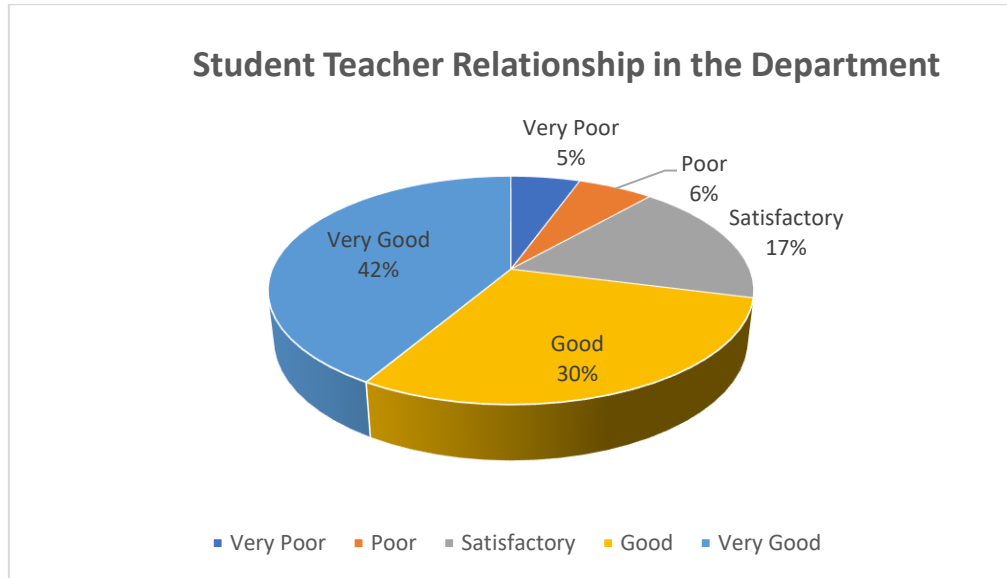
4. Student Teacher Relationship in the whole College

26% of the students mentioned that the student-teacher relationship in the college was very good and 42% marked it good. Only 8% of the students rated the student-teacher relationship in the college to be poor or very poor.



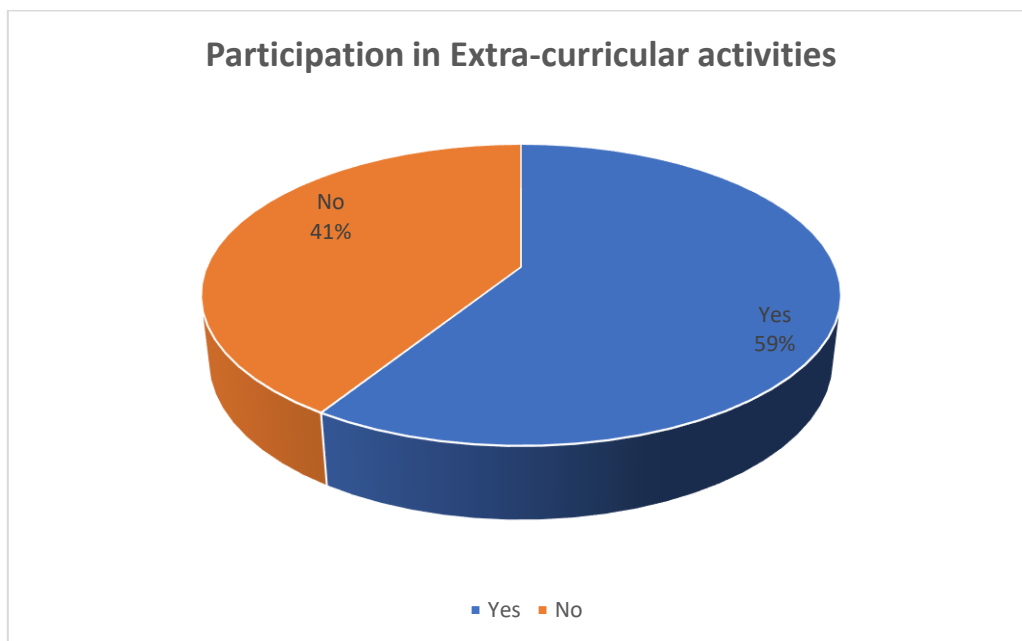
5. Student Teacher Relationship in the Department

42% of the students mentioned that the student-teacher relationship in the Department was very good and 30% marked it good. Only 11% of the students rated the student-teacher relationship in the Department to be poor or very poor.



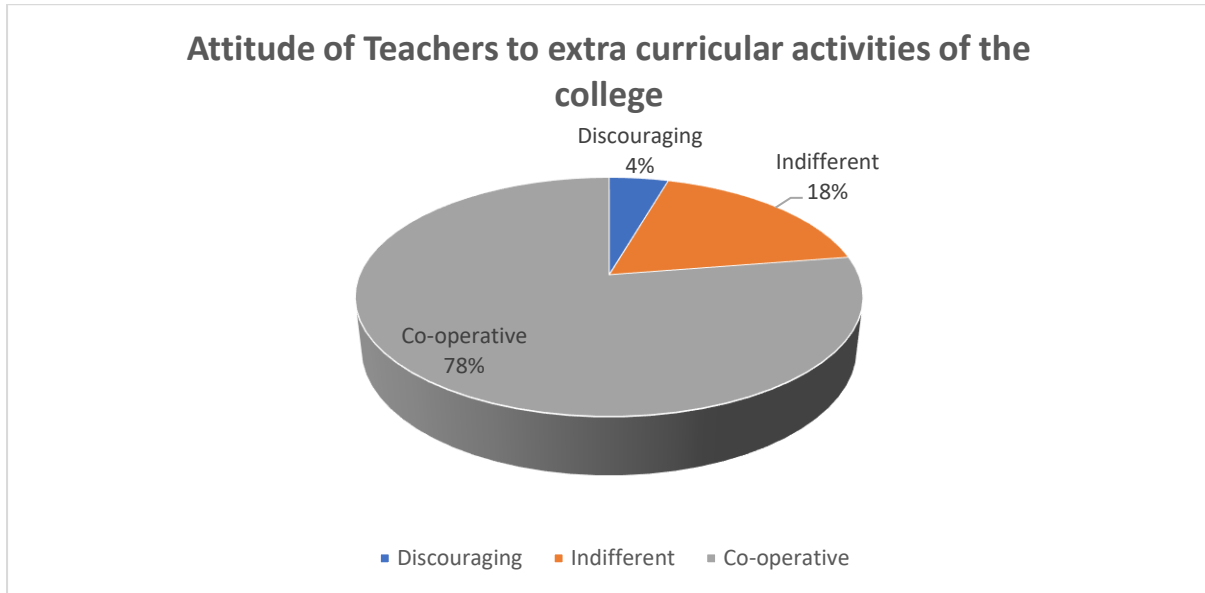
6. Extra-curricular Activities

The participation of the students in the extra-curricular aspects of the college was analysed. 59% of the respondents were of the opinion that they participate in the extra-curricular activities of the college. However, 49% of the students who responded are not interested in such activities.



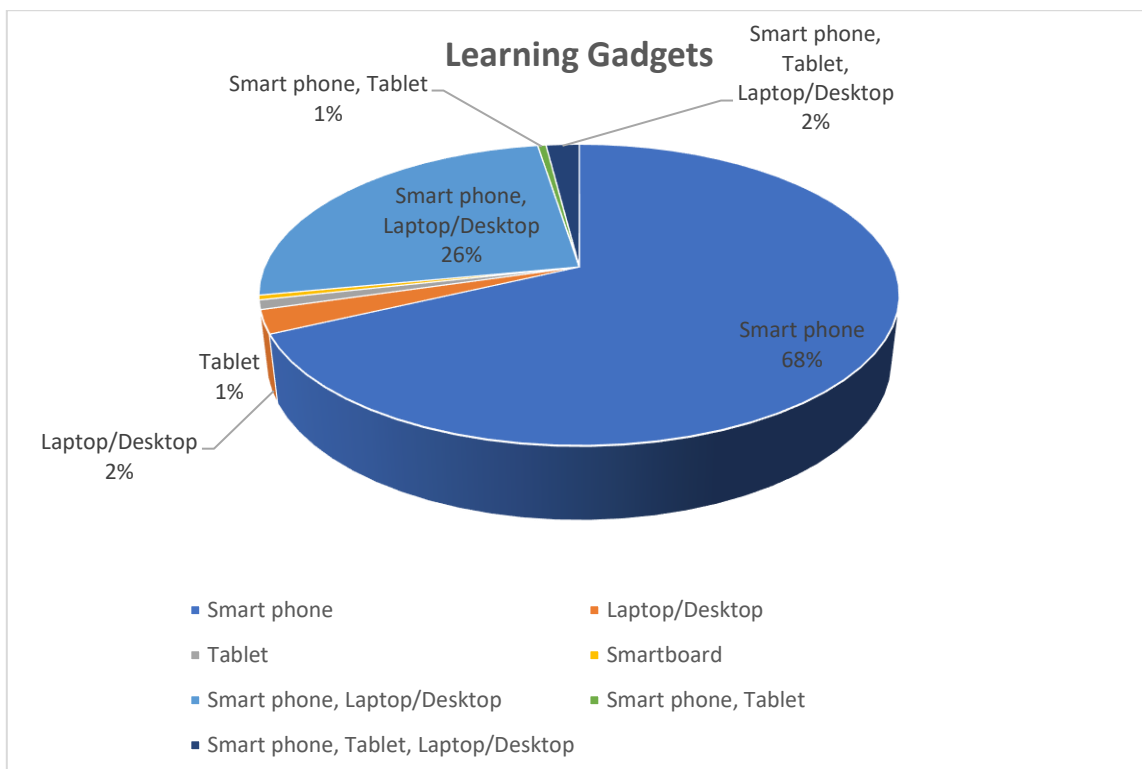
7. Attitude of teachers to Extra-curricular Activities of college

Regarding the attitude of teachers towards extra-curricular activities of the college, 78% of the students are of the opinion that teachers are co-operative towards these activities. 18% of the teachers are indifferent and 4% are discouraging towards it.



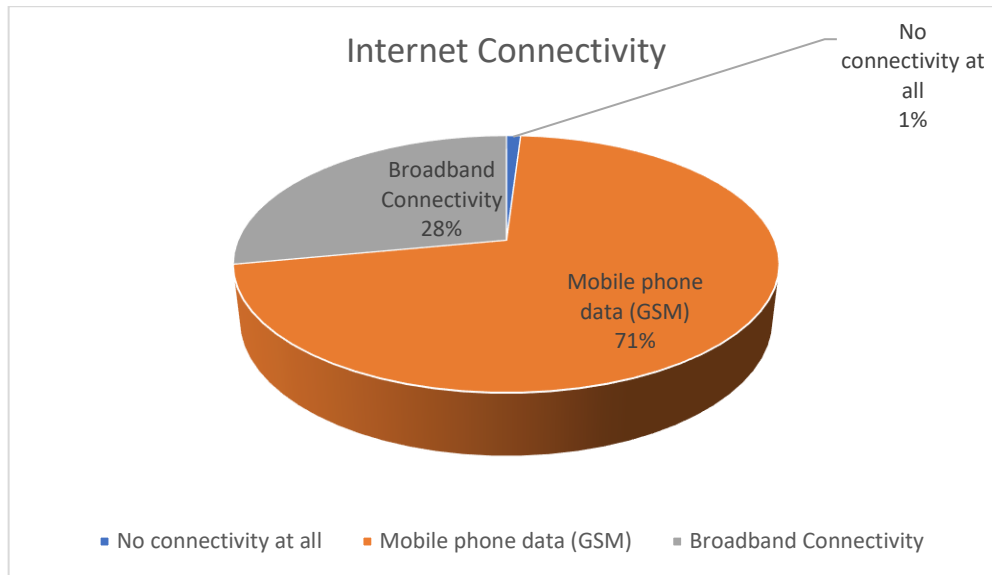
8. Learning Gadgets used for online classes

97% of the students use smart phones for attending online classes. 3% of the students rely on laptops or desktops for the classes.



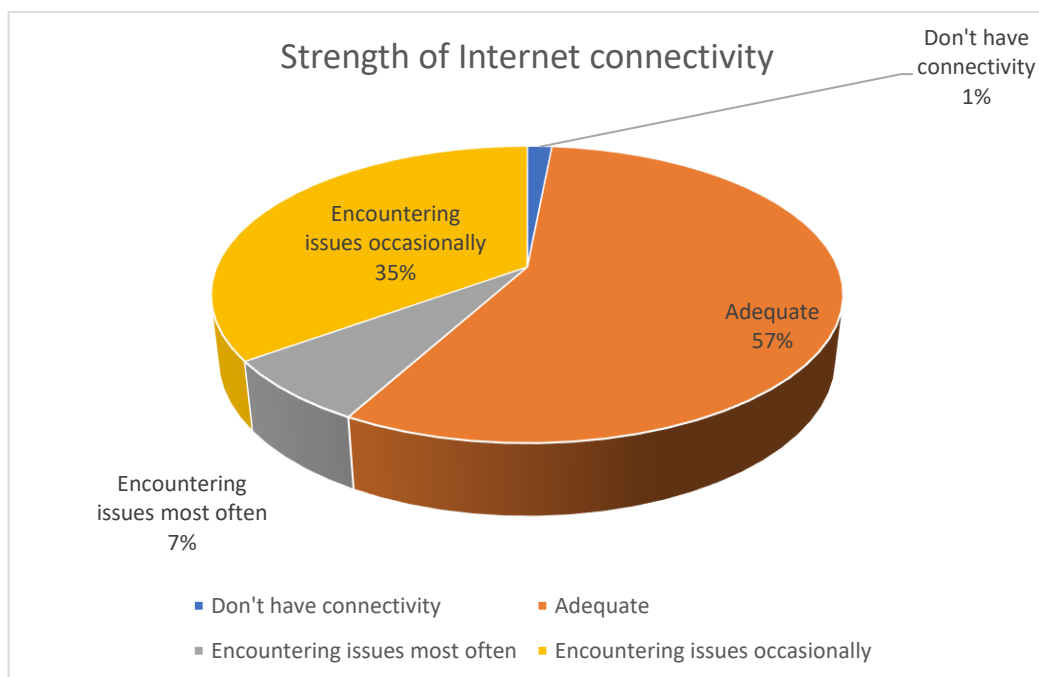
9. Internet Connectivity

Students were asked about their internet connectivity for attending online classes. 71% of the students use mobile data and 28% use broadband connectivity. 1% of the students however have no connectivity at all.



10. Strength of Internet Connectivity

92% of students are of the opinion that they have adequate internet connectivity and face issues only occasionally during their online classes. However, 7% of the students face issues quite often and 1% do not have connectivity.



11. Effectiveness of Online Teaching Learning Process

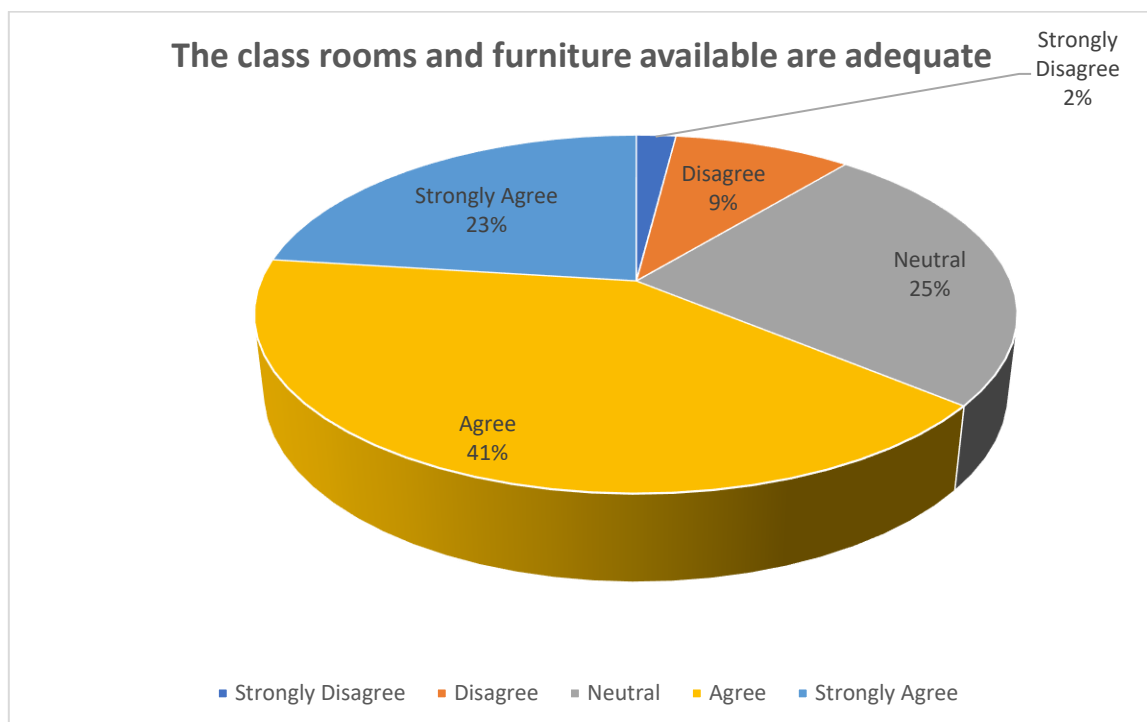
91% of students consider the online teaching learning process to be effective. However, 9% find it to be poor.



II. INFRASTRUCTURE

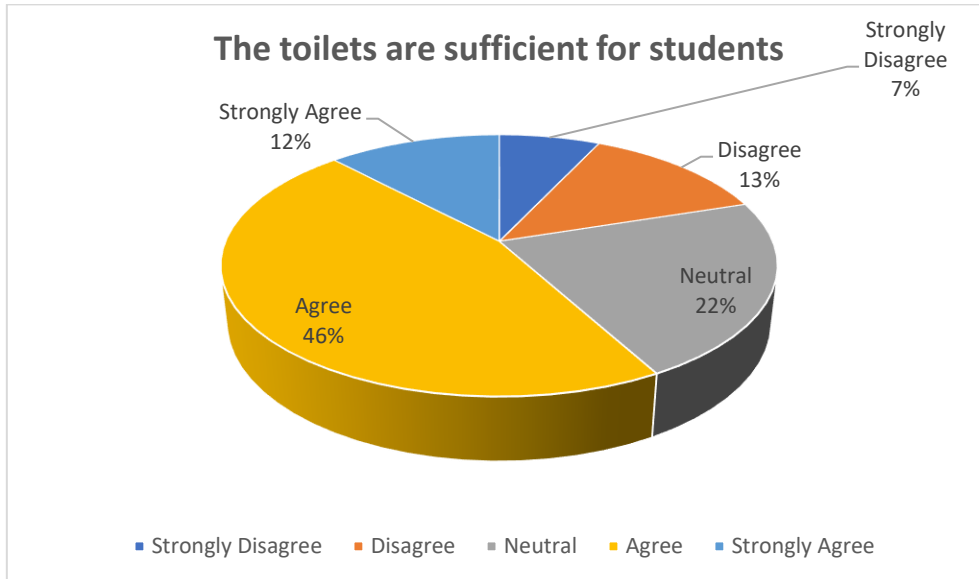
1. The class rooms and furniture available are adequate

The adequacy of the classrooms and furniture of the college were sought. 23% of the students strongly agree and 41% agree that they have adequate classrooms and furniture. 25% of the students have expressed a neutral opinion towards the statement, while only 11% of the students have expressed a disagreement with regard to adequacy.



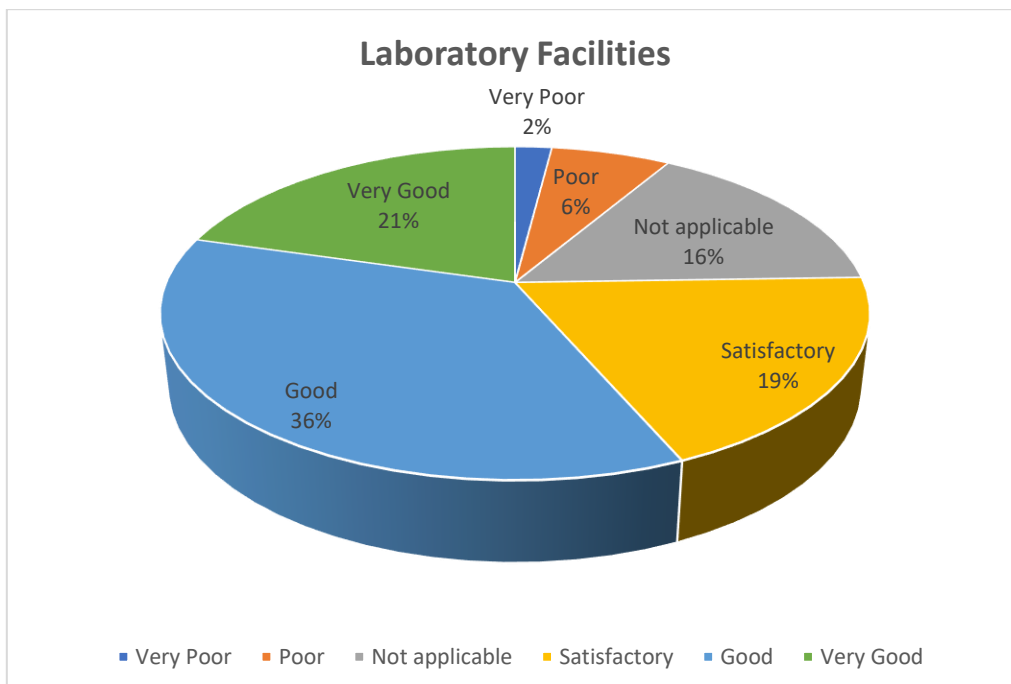
2. The toilets are sufficient for students

The sufficiency of the toilets for the students were analysed. 58% of the students have agreed that they have sufficient toilet facility in the college, of which 12% of the students strongly agree and 46% of the students agree to the statement. 22% of the students have opted a neutral stand point regarding the toilet facility of the college. Only 20% of the students have an opinion that toilets are insufficient.



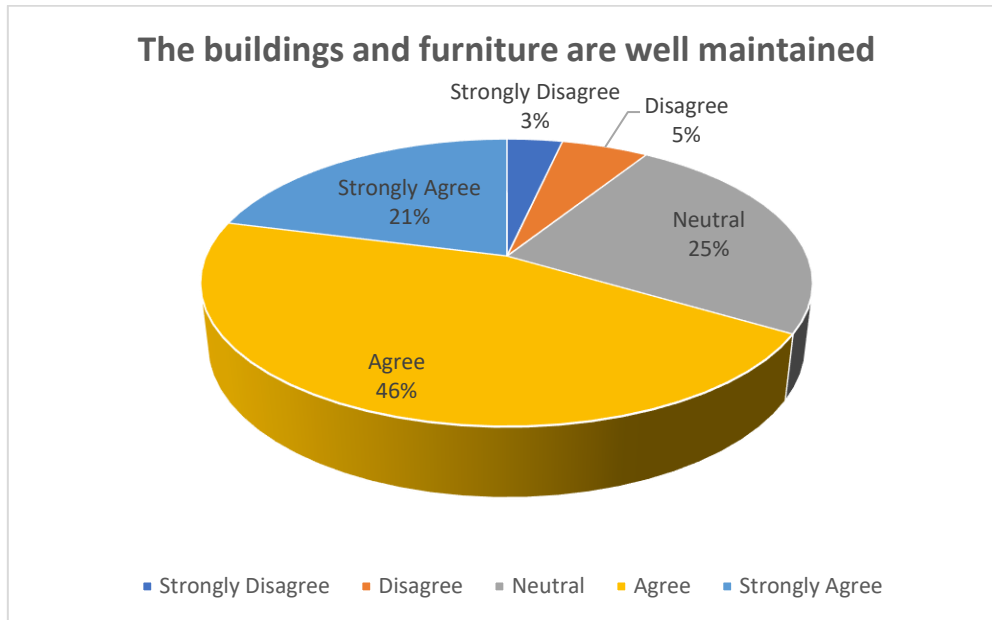
3. Laboratory Facilities

57% of the students who responded have excellent opinion regarding the laboratory facilities of the college. 21% consider it to be very good and 36% consider it as good. 2% of the respondents consider the laboratory facilities to be very poor which shows that majority of the students are satisfied with the lab facilities of the college.



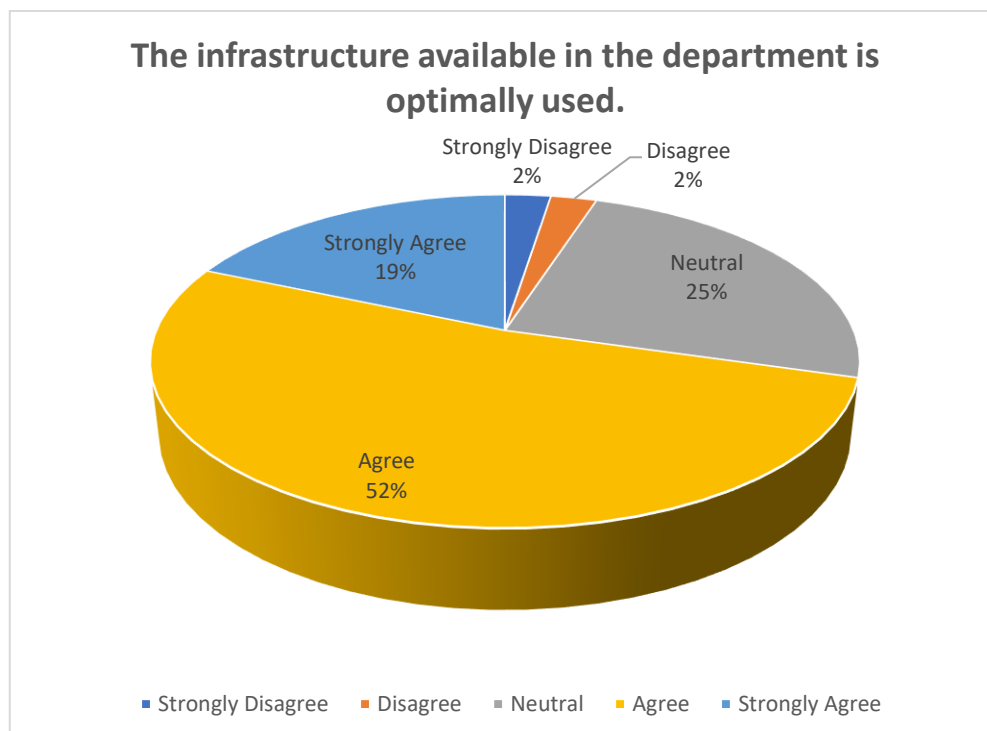
4. The Buildings and Furniture are Well Maintained

The feedback with regard to maintenance of the building and furniture of the college were analysed. 67% of the students agree that the buildings and furniture are maintained well in the college. 25% of the have opted a neutral opinion regarding the same. However, only 8% of the students have a strong dissatisfied opinion about it.



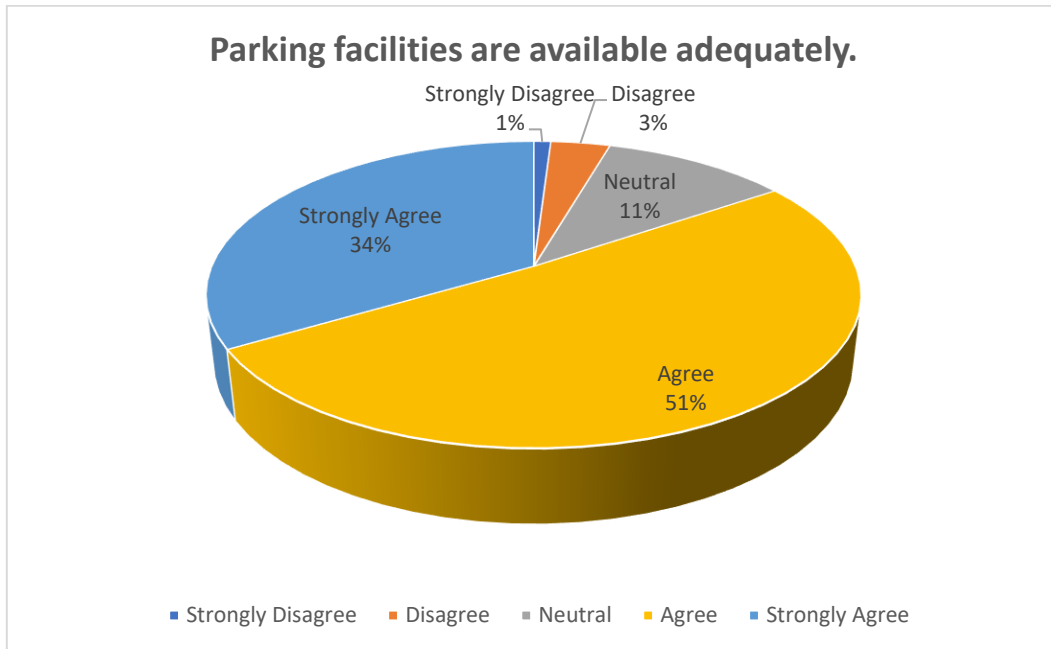
5. The infrastructure available in the Department is optimally used

With regard to the optimal utilisation of the infrastructure available in the department, 71% of the respondents are of the opinion that it is optimally utilised. Only 4% of the respondents have a negative opinion regarding the same.



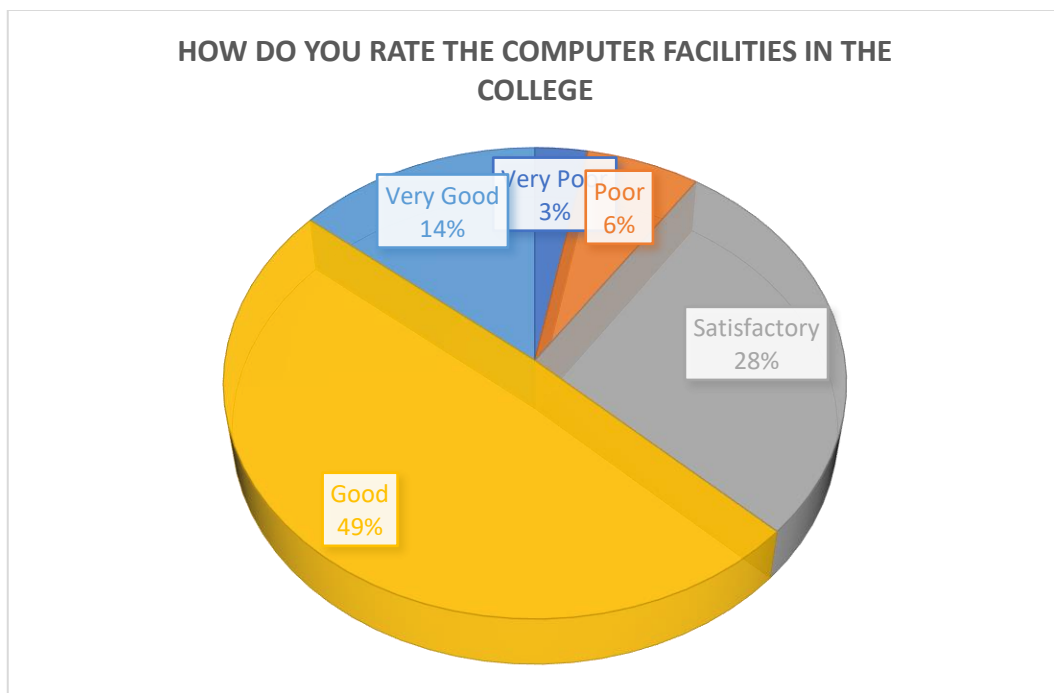
6. Parking Facilities are available adequately

85% of the students are satisfied with the adequacy of the parking facility provided by the college, of which 34% of the students have strongly agreed and 51% of the students have agreed about the adequacy. Of the total students who responded, only 4% are dissatisfied about the adequacy of the parking facility.



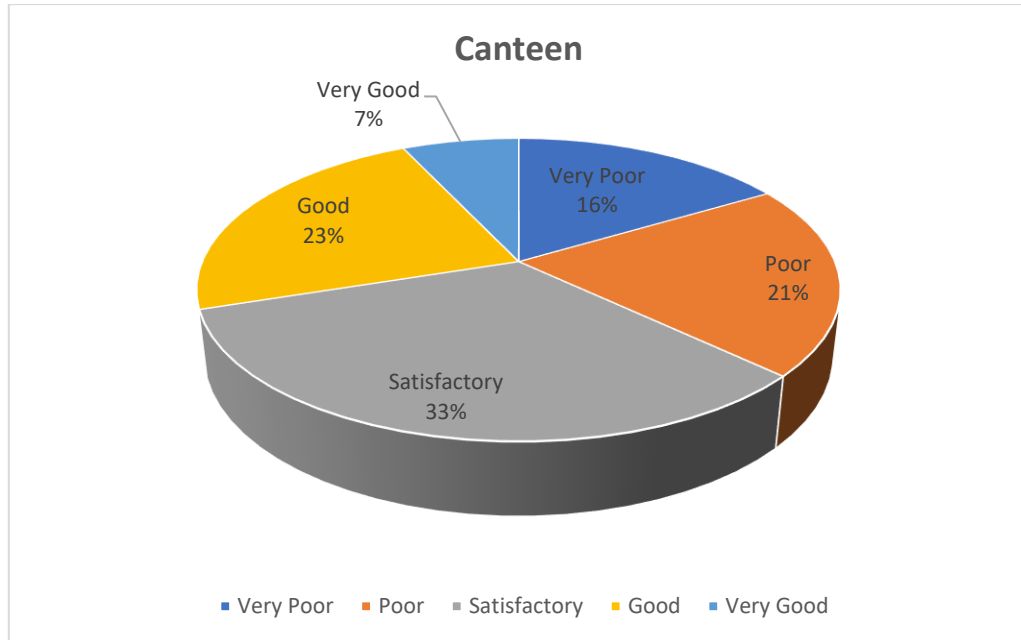
7. Computer Facilities

The college provides computer facilities for the students and a vast majority of 63% of the respondents have good opinion regarding the same; of which 14% of the students have very good opinion. Only 9% of the students have an opinion of Poor or Very Poor.



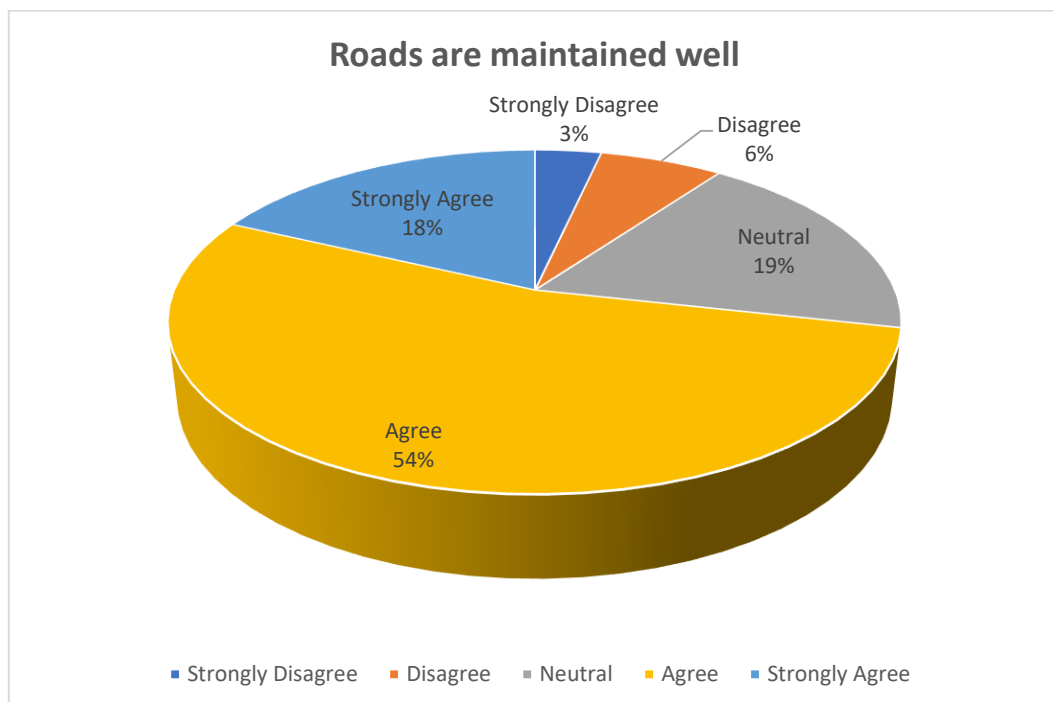
8. Canteen

72% of the students have good opinion regarding the canteen facility provided by the college. 7% of the respondents consider it to be very good, 23% good and 33% as satisfactory. 16% of the students who responded consider it to be very poor.



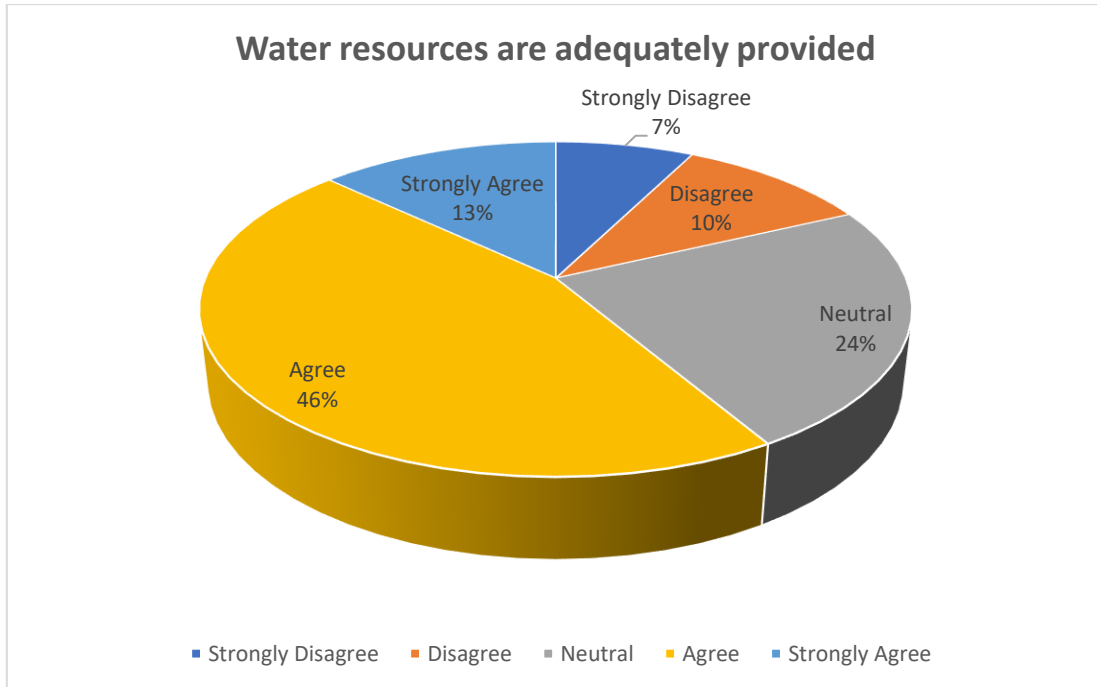
9. Roads and Pathways

Majority of the students who responded (72%) are satisfied with the maintenance of the roads and pathways of the college. 19% have neutral standpoint regarding it. 9% of the respondents are not much satisfied with the road maintenance of the college.



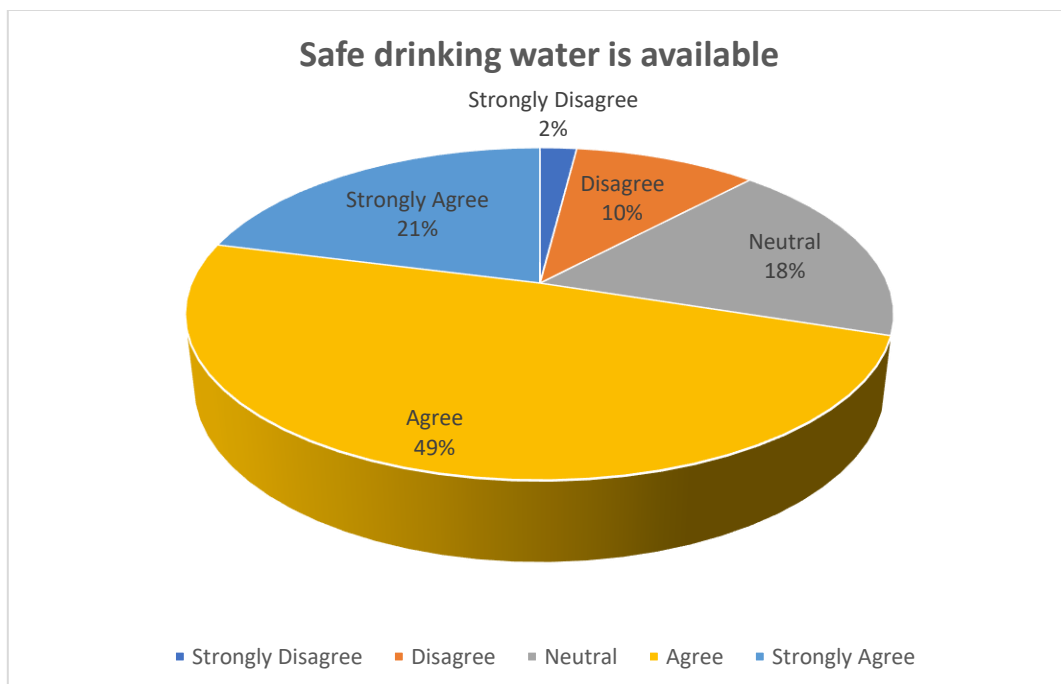
10. Water Resources are Adequately provided

13% of the students strongly agree and 46% of the students agree that water resources are adequately provided. This shows that majority of the students are satisfied with the water availability on the college. 17% of the students are dissatisfied regarding the same.



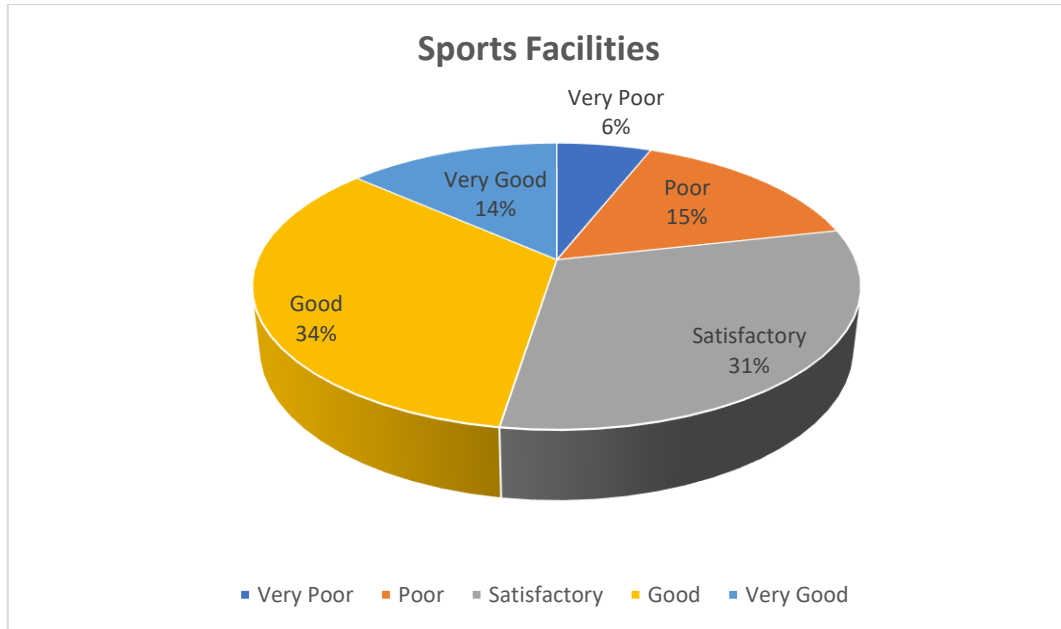
11. Safe Drinking Water is Available

70% of the students who responded are satisfied with the availability of safe drinking water in the college. Of this 21% of the students have strongly agreed that safe drinking water is available and 49% has agreed to the same. 12% of the students are disagreed to the statement that safe drinking water is available.



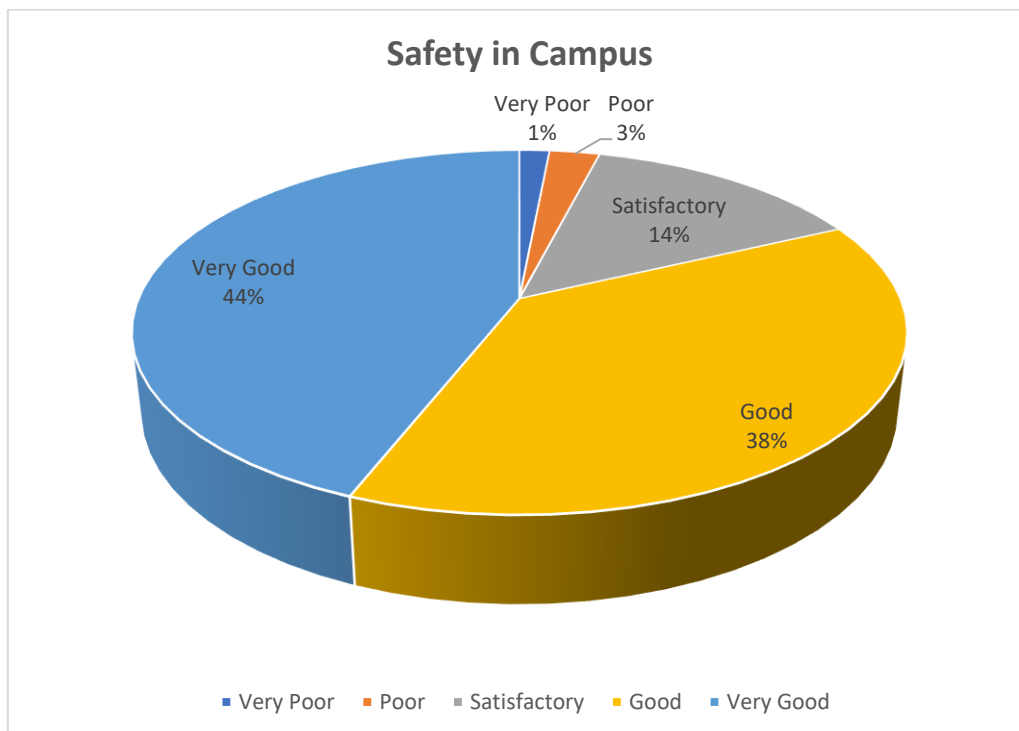
12. Sports Facilities

79% of the students who responded consider the sports facilities provided by the college to be good; of which 14% of the students consider it to be very good and 34% deems it be good. Only 6% of the students considers it to be very poor or poor.



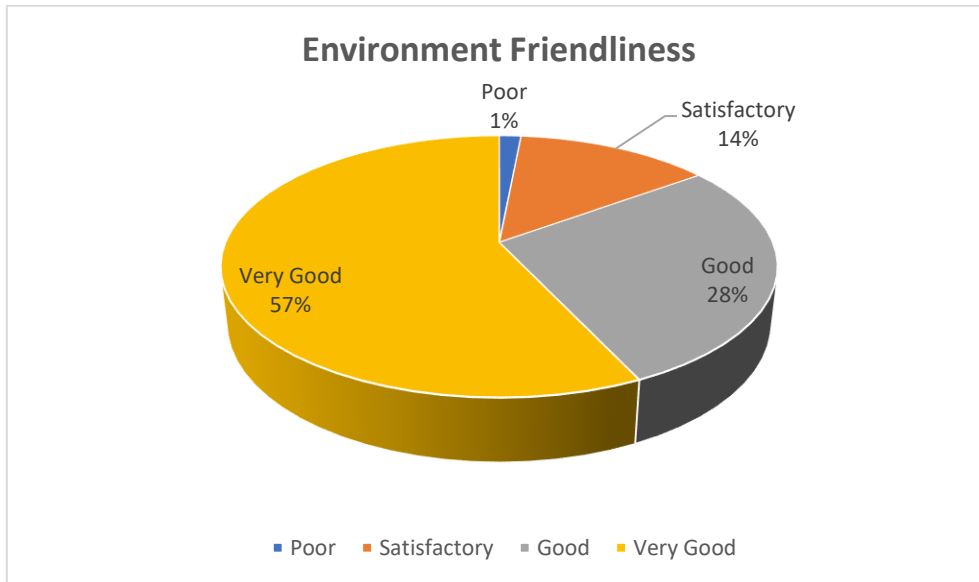
13. Safety in Campus

The feedback of the students with regard to their safety in the campus was appraised. 96% of the students views the campus as a very safe place for them and 82% of the have an excellent opinion regarding the same. Only 4% of the respondents have poor opinion about their safety in the campus.



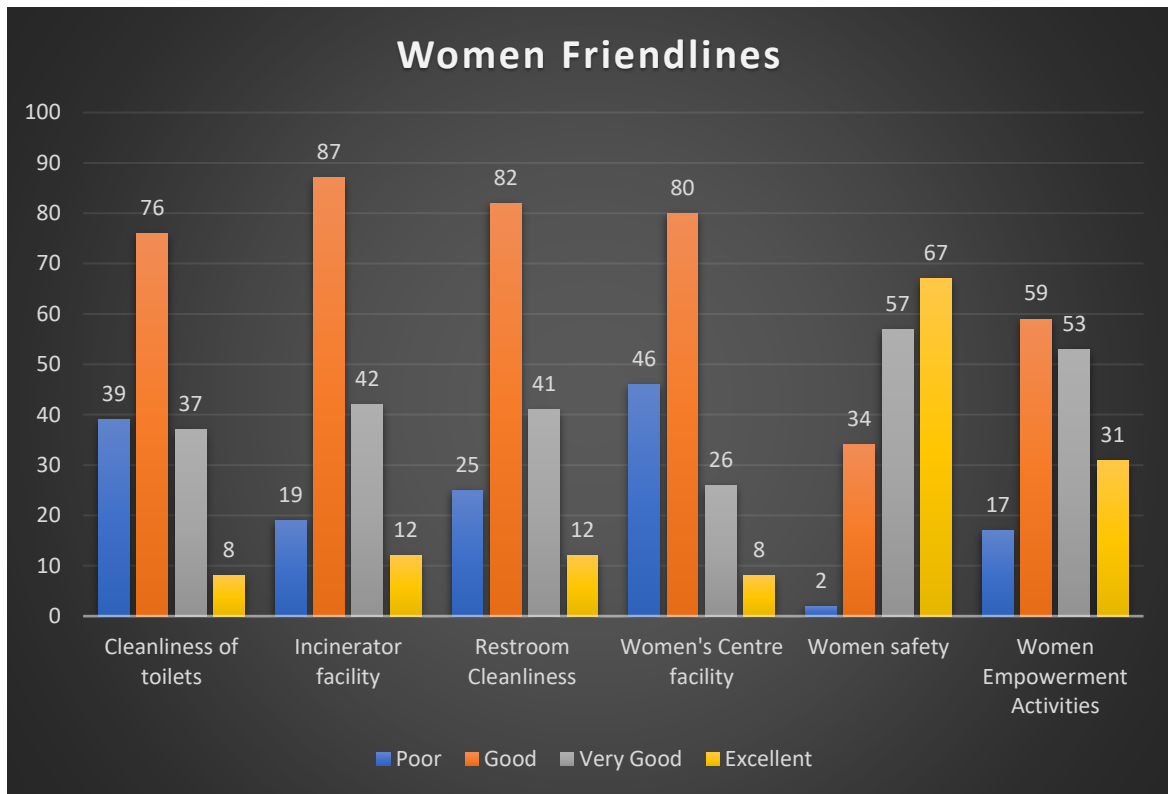
14. Environment Friendliness

The college engages in many environment related activities and 99% of the students who responded have good opinion with reference to the environment friendliness of the college; of which 85% of the students have excellent opinion. Only 1% of the students have poor opinion about the same.



III. WOMEN FRIENDLINESS

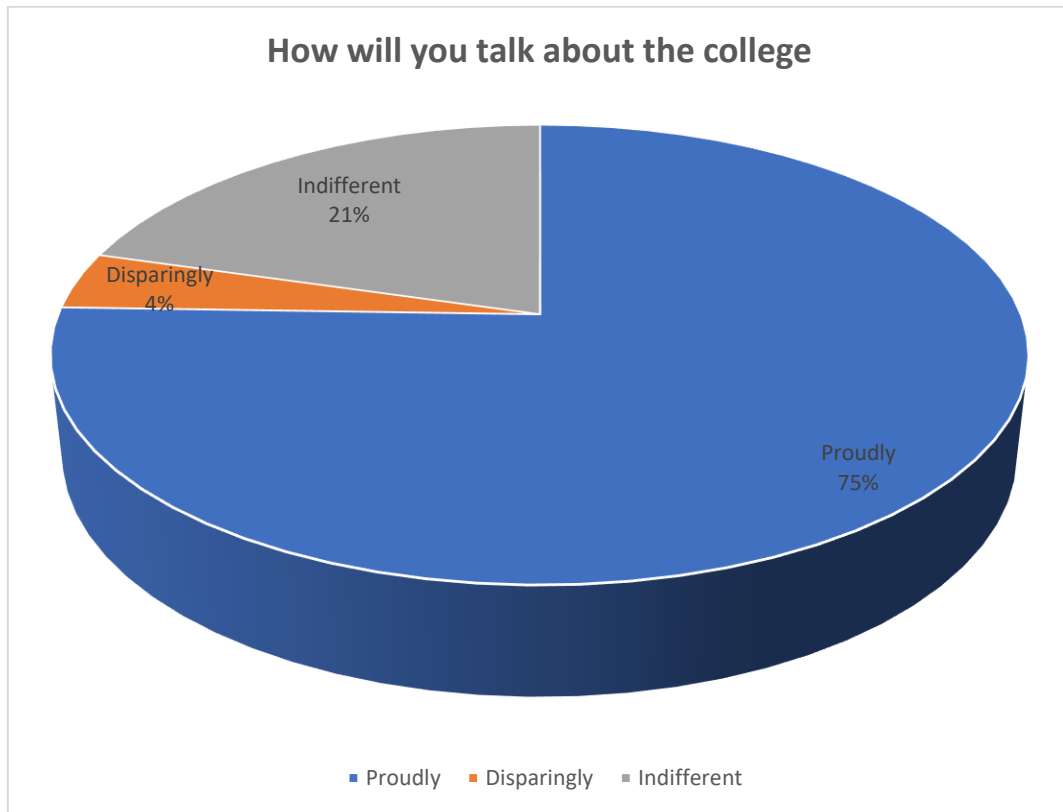
- 1) Cleanliness of Toilets
- 2) Incinerator facilities
- 3) Restroom Cleanliness
- 4) Womens centre faciltiy
- 5) Women safety
- 6) Women Empowerment Activities



The women friendliness of the college was assessed. 89% of the women students who responded are of the opinion that the college conducts women empowerment activities. 71% of the women respondents have good opinion regarding the facility in the women’s centre. 76% of the women student respondents consider the cleanliness of the women’s restroom as good. 24% of them consider it as poor. With regard to the incinerator facility provided, majority of the women respondents have good opinion about it; 11% of them have an opinion that it requires improvement. 98% of the women student respondents have good opinion regarding their safety in the campus.

IV. WHETHER PROUD ABOUT COLLEGE:

On analysing the feedback of the students concerning their pride in Bishop Moore College, 75% of the student respondents are of the opinion that they will speak proudly about the college to others. It shows that majority of the student respondents are happy about the college and they have a positive attitude towards the college.



Important Findings:

1. The effectiveness of online teaching has been marked excellent/very good by majority of the students.
2. Feedback on Curriculum: 63% of the students commented that the syllabus is adequate of which 30% marked the syllabus to be challenging.
3. Laboratory Facilities: Majority of the students are satisfied with the laboratory facility of the college.
4. Internal Examination System: 81%% students mentioned that the internal examination system is good.
5. The environment friendliness and safety in campus are marked exemplary.
6. The overall attitude of the students towards the college is positive.
7. Canteen Facilities has been scored as needing improvement by many of the students.